

Repair on Iron Gall Ink with Remoistenable Tissue

Materials

- > remoistenable tissue (see Instructables: Remoistenable Tissue. In: JPC, Vol 12 [2011], No 1, p 35);
- > 37 cl water;
- > kitchen cloth cut to 10 x 10 cm (kitchen cloth, éponge végétal - pure cellulose, available at your local supermarket or drugstore);

- > 2x blotting papers 10 x 10 cm;
- > polyester film 15 x 15 cm, 100 µm (Melinex, Hostaphan)
- > non sticking polyester: Bondina or TST paper, 5 x 2,5 cm (or your taste in size);
- > blotting paper 5 x 2,5 cm (or your taste in size);
- > bathophenatroline indicator paper for iron(II) ions—Dutch Fe-migration

mending test: <www.practice-in-conservation.com>; contact <claire@practice-in-conservation.com> or <eliza@practice-in-conservation.com>

Tools

- > sharp knife;
- > scissors;
- > ruler;
- > tweezers;
- > teflon or bone folder;
- > if preferred a light table or light sheet



1 Tools and materials: The circle is the indicator paper.




2 Score and cut the tissue with a knife into small strips. The width of the strip is your choice. Do not cut through the polyester film.



3 Moisten the sponge and the filter paper with 37 cl water.




4 It takes about 10 minutes for the water to disperse evenly in the blotter system.




5 Pull up a strip with tweezers.




6 Cut the strip to the desired length.



7 The strip is wetted by placing it, gelatine down, on the blotter. Immediately take it away (the total time of applying moisture to the tissue is maybe 1 second). The strip should be limp and flat.



8 The Dutch Fe-migration mending test is used to establish if the correct amount of moisture is transferred to the original. Fig 8 and 9 demonstrate that the proposed way of mending damages in ink corroded paper, prevents bleeding of the ink and transfer of iron(II) ions. The pink colour around the ink lines on the indicator paper (Fig 8) show that iron is displaced by the water.



9 In this detail no bleeding of ink is visible under the tissue repair. So no ink and thus iron(II) ions are displaced! NOTE: This procedure is necessary to control the correct amount of moisture in your tissue repair. After some time of repairing it is advised to check the proper moisture again using the the indicator paper method.



10
This loss in the document needs mending. The document is directly placed on a light-sheet. It is of course possible to cut a shape in the remoistenable tissue using the light-sheet instead of pre-cutting strips of the remoistenable tissue.



11
With tweezers and a teflon folder the tissue is placed in the desired spot.



12
Flatten the tissue with the teflon folder over the bondina (or TST). Then apply a piece of blotting paper with slight pressure for 20 seconds and remove the blotting paper. No further action is necessary. Repeat the repair in the same spot on the verso side.

Authors


Bas van Velzen, Oude Looiersstraat 65-67, 1016 VH Amsterdam, The Netherlands, Tel +31-62-6078150,

elandbas@mac.com; Eliza Jacobi, Laurierstraat 97b, 1016 PK Amsterdam, The Netherlands, Tel +31-610271387, elizajacobi@gmail.com

> If you have a clever, pragmatic idea that you want to share with our readers, please contact: Bas van Velzen <elandbas@mac.com>

ADVERTISEMENTS

**GERÄTE • MATERIAL
UND WERKZEUGE FÜR
PAPIERRESTAURATOREN**



Gabi Kleindorfer
Aster Straße 9 · D - 84186 Vilsheim
Telefon 0 87 06 - 10 94 · Telefax 5 59
www.gmw-gabikleindorfer.de · E-Mail: gmw@gmw-gabikleindorfer.de

Wir beliefern Papierrestauratoren mit Spezialwerkzeugen und -geräten, die wir selber produzieren lassen, sowie mit praxiserprobten Materialien. Auf Anfrage schicken wir Ihnen gerne unseren kostenlosen Katalog.

KLUG
CONSERVATION



Preservation of cultural heritage

More than 130 years of experience

in the manufacture of premium quality products and economical solutions for the conservation of cultural artefacts in archives, museums and libraries.



KLUG-CONSERVATION
Zollstraße 2
87509 Immenstadt/Germany
Tel. + 49 (0)8323 9653 30
www.klug-conservation.com

*Franz Hoffmann Stuttgart ©
Feinleder · Bucheinbändler*

All kinds of bookbinding
and book restoration
leather, natural skin
parchments.

The unique supplier
since 1925.

TEL.: ++49-(0) 711- 61 74 75
www.feinleder-hoffmann.com

